



District Report Card: 2017


State: Rajasthan	District: Banswara
Class: 3	Subject: Language
Schools: 59	Students: 962


Participation/Coverage


Students

<div>GENDER</div> <div></div>	Boys		Girls	
	Number	%	Number	%
	496	51.56	466	48.44

<div>AREA</div> <div></div>	Rural		Urban	
	Number	%	Number	%
	954	99.17	8	0.83

<div>CATEGORY</div> <div></div>	SC		ST		OBC		GEN	
	Number	%	Number	%	Number	%	Number	%
	39	4.05	903	93.87	14	1.46	6	0.62

<div>CWSN</div> <div></div>	LD	VI	HI	S&LD	ID	Oth
	0	6	0	0	1	0

<div>Management</div> <div></div>	Government		Government-aided	
	Number	%	Number	%
	940	97.71	22	2.29

Average Performance of Students in Language (%)

Overall	Gender		Area		Management		Social Group			
	Male	Female	Rural	Urban	Govt.	Aided	SC	ST	OBC	GEN
69.45	68.98	69.96	69.28	90.00	69.48	68.18	75.56	69.32	69.52	50.00

Performance on Learning Outcomes (LOs)

Learning Outcomes	Description	Average Performance(%)
L304	Reads small texts with comprehension i.e., identifies main ideas, details, sequence and draws conclusions	70.71
L312	Reads printed scripts on the classroom walls: poems, posters, charts etc.	66.94

Range of Performance of Students who Answered Correctly							
Below 30%		30% - 50%		50% - 75%		Above 75%	
Number	%	Number	%	Number	%	Number	%
45	4.68	128	13.31	378	39.29	411	42.72

Lowest Performing Learning Outcomes (LOs)

1 - Reads printed scripts on the classroom walls: poems, posters, charts etc. (66.94)

2 - Reads small texts with comprehension i.e., identifies main ideas, details, sequence and draws conclusions (70.71)